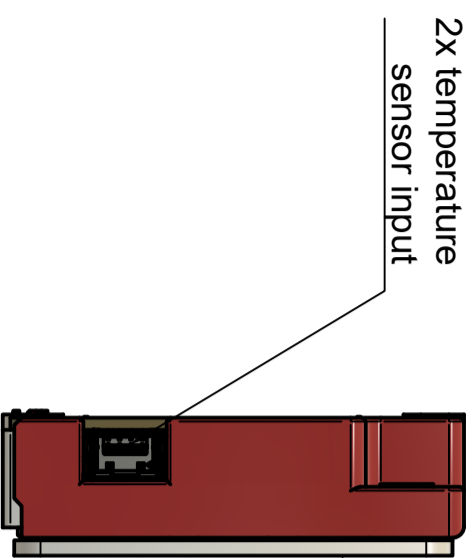



Mount this side to some heating
to get more current from the BMS



2x temperature
sensor input

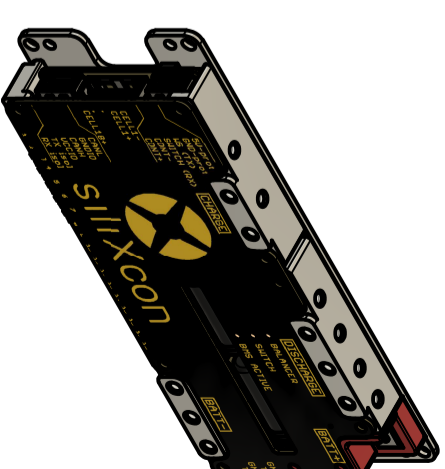
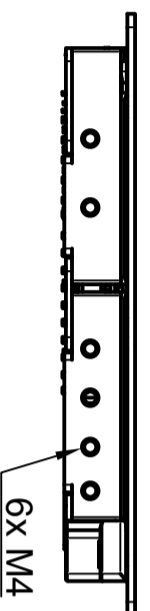
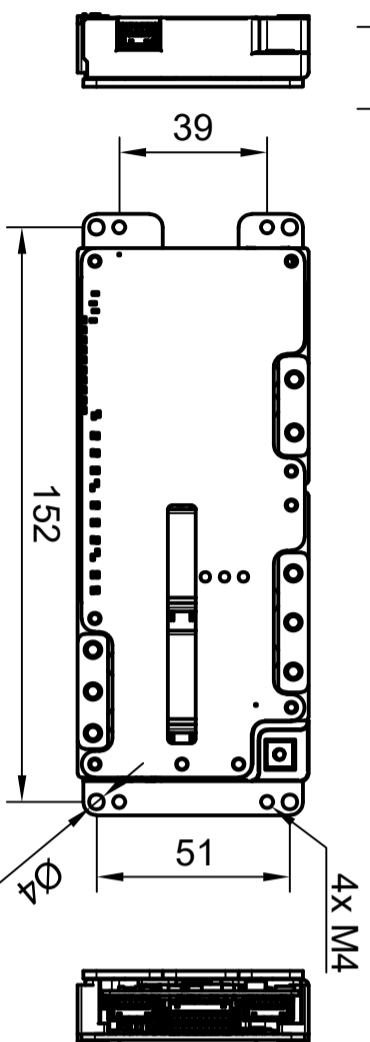
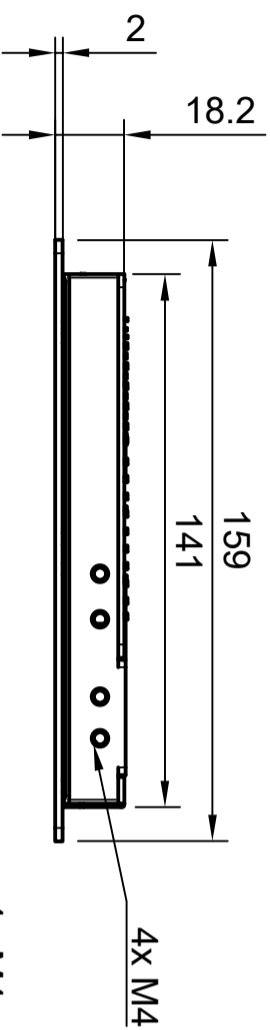


Internal connector for accessories
Display, button, RGB LEDs



Balancing connector

External communication (isolated)
CAN, UART



MATERIAL:					
WEIGHT:					
PROJECTION:		[ISO E]			
ACCURACY:	ISO 2785 - fk				
TOLERANCE:	ISO 8015				
PART NAME:	bms1_hd2 - public				
PROJECT:	Big BMS project				
NAME:	Matous Cmelik	DATE:	03.05.2022		
DRAWN:		CHECKED:			
SIZE:	A3	SCALE:	1:1		
REV:		LIST:	1/1		

